



The Humane Society of Broward County  
and  
The Girl Scouts of Broward County, Inc.

# THE HUMANE SOCIETY OF BROWARD COUNTY “NO BONES ABOUT IT” PATCH PROGRAM

## Leader’s Guide Daisy and Brownie Level Requirements



Girl Scouts of Broward County, Inc.  
4701 NW 33 Avenue  
Oakland Park, FL 33309  
(954) 739-7660

Humane Society of Broward County  
2070 Griffin Road  
Fort Lauderdale, FL 33312  
(954) 989-3977

# **HUMANE SOCIETY OF BROWARD COUNTY**

## ***Girl Scout Patch***

**Patch Description:** The Humane Society Patch will consist of each level of girl scouting: Daisies, Brownies, Juniors, Cadette and Seniors. Activities will include items directly related to the Humane Society of Broward County's mission statement.

**Patch Design:** The Humane Society logo is in black and white. There are four levels of bones with different colors to represent each Girl Scout level.

- Daisies receive a pink bone
- Brownies receive a yellow bone
- Juniors receive an orange bone
- Cadettes/Seniors receive a purple bone

**Cost:** The cost is \$2.00 per girl. This price includes both the logo patch and the bone for the respective level. Checks should be made payable to the Humane Society of Broward County. Cash is acceptable as well. Receipts are provided as requested by Troop Leaders.

# HUMANE SOCIETY OF BROWARD COUNTY PATCH PROGRAM


## *Daisy Girl Scouts*

### “HELPING OUR ANIMAL FRIENDS”

Daisy Girl Scouts must complete two (2) of the four (4) activities including the one that has an asterisk. To schedule a tour or presentation, please call 954-266-6848. Please call at least one month before the date you would like to schedule.

- 1.\* **Visit the Humane Society of Broward County for a tour and write or tell a story about one of the animals from their point of view. What would the animal say if he or she could speak? How do you think they feel about losing their family? How would you feel if you lost a special friend? Select one of the dogs or cats by name.**
2. Learn how to stay safe around dogs by having a representative from the Humane Society visit your troop meeting. An Animal Assisted Therapy/Education animal or puppet may accompany the presentation. Find out how you can stay safe around stray dogs. Also, find out what kinds of things dogs like to protect and what you should do if you see a dog that might be protecting something.
3. Start a troop recycling program. This benefits all types of animals by reducing trash and pollution and keeping our world healthier! Many places will pay you for collecting cans, plastic, can tabs, etc. Donate the money collected to the Humane Society of Broward County!
4. Our shelter uses a lot of towels and blankets to wrap the animals in that have been operated on, belong in foster care or are living at the shelter in the kennels. See if your troop can get large white towels and gently used blankets donated and then bring them down to the shelter on your next visit! The animals will love you for it!
5. Complete the “Show Your Humane Side” color sheet. Once completed send them to the Humane Society and we will provide them to Nursing Homes to brighten the resident’s day.

Show your humane side.



Each year the Humane Society of Broward County receives thousands of animals who can no longer be cared for by their owners. That's why we always have a wide variety of mixed or purebred dogs and cats, all vaccinated, in all ages, colors, shapes and sizes... and all they want is someone to love.

Pay us a visit soon and show us your humane side: **Adopt a friend for life.**



Humane Society of Broward County

2070 Griffin Road, Fort Lauderdale

954-989-3977

[www.showyourhumaneside.com](http://www.showyourhumaneside.com)

# HUMANE SOCIETY OF BROWARD COUNTY PATCH PROGRAM


## *Brownie Girl Scouts*

### “RESPECTING OUR ANIMAL FRIENDS”

Brownie Girl Scouts must complete five (5) of the ten (10) activities including the two that have asterisks. To schedule a tour or presentation, please call 954-266-6848. Please call at least one month before the date you would like to schedule.

- 1.\* **Visit the Humane Society of Broward County for a tour and write or tell a story about one of the animals from their point of view. What would the animal say if he or she could speak? How do you think they feel about losing their family? How would you feel if you lost a special friend? Select one of the dogs or cats by name.**
2. What kind of diet is good for a dog or cat? Find out what foods and treats are good for a dog or cat to eat. Follow the “Canine Cookie” recipe and make some healthy treats for your pet or the homeless animals at the shelter.
3. How do dogs and cats communicate or talk to us? Observe your dog or cat and explain their body language. On a tour at the Humane Society of Broward County, watch the body language of the homeless animals. How do dogs and cats tell us when they are happy, sad, scared, angry, and other feelings? Complete the “Doggy Language” sheet and see if you can guess what the doggy is trying to say. **BONUS:** *Have kids act out how animals feel in different situations.*
4. Find out how to act in the following situations: (1) how to meet a dog who is out walking with its owner, (2) what to do when a strange dog comes running up to you, (3) what to do if a strange dog jumps on you or attacks you. With a buddy, act out what you should do in each situation. Explain to your audience what you are doing. **BONUS:** *Complete safety coloring sheet.*
5. Learn how animals help people by having a one of the Humane Society’s Animal Assisted Therapy volunteers visit your troop. An Animal Assisted Therapy animal or puppet may accompany the presentation. Find out what kind of training therapy animals go through and how therapy animals improve the lives of the people they visit.
6. Find out about service dogs. Examples: police dogs, bomb-sniffing dogs, dogs for the blind and the deaf, to name a few. How are they trained? What kind of dogs make good service dogs? Work together and create a picture story about service dogs. Try “Seeing Eye Dog Activity” with a buddy. Invite a service dog to be a guest at your next troop meeting.
7. Learn how to behave around pets the RIGHT WAY! Find out when to play with them and when to leave them alone. Be an actress and act out the attached scenarios with a friend.
- 8.\* **Make a “DOGGY BAG” (see pattern) fill it with the things your dog or cat needs to be happy and healthy. Share it with a friend. Arrange for the Humane Society to visit with a real “DOGGY BAG” to teach you about being a good pet parent!**
9. Learn the important three (3) “Ls” of Wildlife. (See worksheet) Look at them, Learn about them and Leave them alone.
10. Make a matching index card game to learn about what pet needs what things. Use magazines or draw your own pictures. Example: Leash / Dog

## DOGGIE COOKIE RECIPE



### INGREDIENTS:

2 Cups Whole Wheat Flour  
1 Egg  
3 Tablespoons uncooked oatmeal  
2/3 Cup beef broth  
1 Teaspoon garlic powder  
Pam Cooking Spray (unflavored)

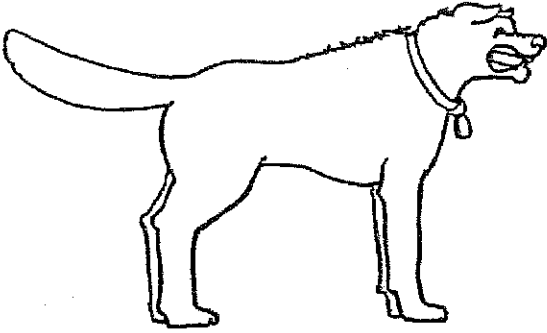
1. Preheat oven to 400°F.
2. Mix all ingredients in a large mixing bowl.
3. Knead the dough until a nice ball forms, adding more flour in the dough is too sticky.
4. Roll to about ½ inch thick and then cut with cookie cutters into desired shape.
5. Bake on cookie sheet lightly sprayed with Pam for about 10 minutes or until the cookies are dry but not too hard.
6. Share cookies with your dog or bring them to the Humane Society of Broward County and give the homeless dogs a nice treat!

These yummy treats have no preservatives so they must be enjoyed by the dogs in less than three days.


# DOG TALK Activity #3

## What Are These Dogs Saying?


1. \_\_\_\_\_




2. \_\_\_\_\_




3. \_\_\_\_\_



4. \_\_\_\_\_




5. \_\_\_\_\_



6. Dog #1 \_\_\_\_\_

Dog #2 \_\_\_\_\_



## Dog Talk Answer Key

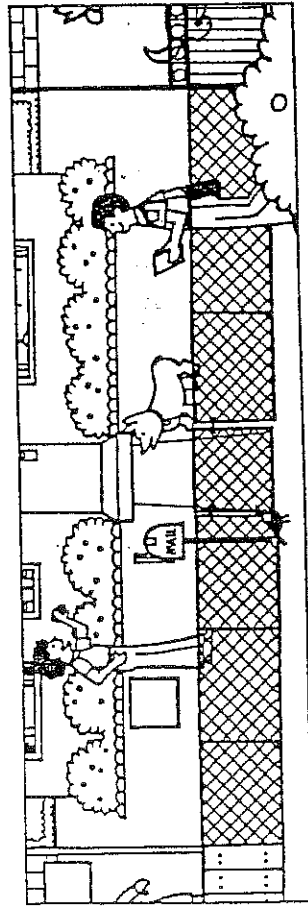
1. I'm angry, so back away. My hair is standing up, my tail is up and my teeth are showing. I might be growling. Leave me alone!
2. I'm scared! My eyes are half-closed, my ears are back and my tail is between my legs. I might even crouch down on the floor and roll onto my back. I'm afraid, so please give me my space.
3. I'm a happy dog! My ears are up and my body is relaxed. My tail is up. I'm approachable!
4. Let's play! My rear end is up in the air and my tail is up and wagging. My paws are on the ground as if I'm bowing to you. My ears are forward and my face looks happy. Come on! Let's play!
5. I'm lonely! I'm all by myself and I want some company so I'm howling like a wolf to try and attract my family to come to me. If I am your dog, please spend more time with me!
6. Dog #1 – I am an angry dog! My hair is standing up, my tail is up and my teeth are showing. I might be growling. I am showing Dog #2 that I am the boss!  
Dog #2 - I am REALLY scared! My ears are pinned back, my eyes are closed and my tail is between my legs. I am crouching down to show Dog #1 the HE IS the boss of me!



Did you recognize which examples in the picture showed someone behaving safely and responsibly with a dog? Were you able to spot examples of unsafe behavior? Check your answers here.

### Safe, Responsible Behavior (S)

- 🐾 Always walk your dog on a leash. (Keep your cats indoors, where they are safe from traffic and from other animals.)
- 🐾 Before petting someone else's dog (or cat), ask the owner for permission. After getting permission to pet a dog, always let the dog sniff the back of your hand first.
- 🐾 When a dog approaches you, stand still and quiet. Keep your hands at your sides.
- 🐾 When you are not walking your dog, keep him or her indoors with you—or in a fenced yard. Spend time playing with and caring for your dog.



### Unsafe Behavior (U)

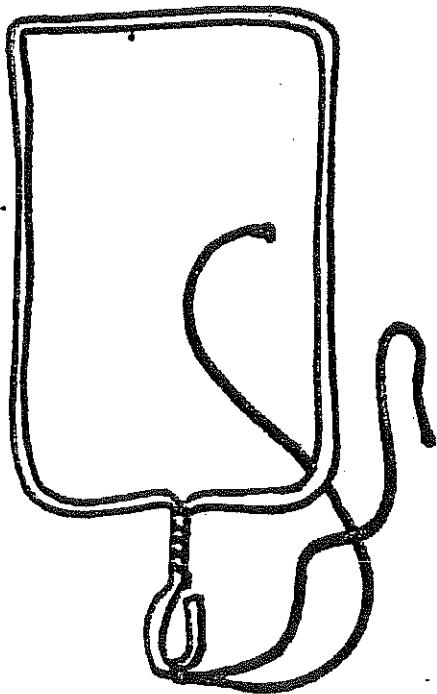

- 🐾 Don't pet or approach a dog (or a cat) while he or she is eating, sleeping, or guarding something. Pets naturally guard their food, their babies, and their toys. Dogs also protect their owners, as well as property that belongs to their owners—such as an owner's home, yard, or car.
- 🐾 Don't try to pull a toy, a stick, or any item from a dog's mouth. Also avoid playing tug-of-war with dogs. Playing roughly with dogs may teach them to bite, jump, or become aggressive.
- 🐾 Don't run away from a dog that is chasing you. (A dog's natural instinct is to chase and catch someone who is running away. If you stand still, the dog will most likely stop, sniff you, and leave you alone when he or she realizes you are not a threat.) Also, don't chase or tease dogs or cats, and avoid petting or trying to pick up strange pets.
- 🐾 Don't approach a dog (or any other animal) that is injured. Instead, tell an adult about the animal.

Humane Society of Broward County  
2070 Griffin Road  
Fort Lauderdale, Florida 33305  
(954) 989-3977 ~ 463-4870

# SEEING EYE DOG ACTIVITY

FIRST, LEARN HOW SEEING EYE DOGS ARE TRAINED. WHAT COMMANDS THEY LEARN, WHAT HAZARDS THEY WATCH FOR, AND HOW THEY GUIDE THEIR OWNERS. LEARN WHAT THE OWNERS MUST DO TO HELP THEIR DOGS.

BELOW IS A LIST OF BOOKS ABOUT SEEING EYE DOGS. YOU CAN LEARN A LOT BY READING THEM. MAYBE YOU KNOW A BLIND PERSON WHO OWNS A SEEING EYE DOG, OR SOMEONE WHO TRAINS THESE DOGS OR HAS RAISED A PUPPY FOR A GUIDE DOG CENTER. THESE PEOPLE COULD ANSWER LOTS OF QUESTIONS FOR YOU.



NOW, FIND OUT WHAT IT'S LIKE TO BE LED BY A SEEING EYE DOG - OR TO BE ONE! MAKE A HARNESS BY BENDING A COAT HANGER AS SHOWN. ADD ROPE, A BELT, OR A CLOTH STRIP TO TIE AROUND THE "DOG'S" WAIST. FIND A FRIEND WHO WILL BE YOUR "DOG" AND LEAD YOU AS YOU WALK BLINDFOLDED. BE SURE THAT YOUR "DOG" KNOWS HOW TO GUIDE YOU CAREFULLY, AND BOTH OF YOU KNOW THE PROPER COMMANDS.

AS A TEAM, WALK THROUGH A HOUSE, SCHOOL, OR OTHER BUILDING. GO UP OR DOWN STEPS AND THROUGH DOORS. AFTER A FEW MINUTES, TRADE PLACES SO YOU CAN BOTH KNOW HOW IT FEELS TO LEAD AND TO BE LED.

WRITE OR TALK ABOUT YOUR EXPERIENCES AS A BLIND PERSON AND AS A SEEING EYE DOG.

## BOOKS TO READ

- BUTLER, BEVERLY LIGHT A SINGLE CANDLE NEW YORK: SIMON & SCHUSTER 1974  
 CURTIS, PATRICIA GRIFF: THE STORY OF A GUIDE DOG N.Y.: LODESTAR / DUTTON 1984  
 HOCKEN, SHEILA EMMA AND I NEW YORK: DUTTON 1978 (WRITTEN FOR ADULTS)  
 RAPPAPORT, EVA "BANNER, FORWARD!" NEW YORK: DUTTON 1969  
 SIEGEL, MARY-ELLEN MORE THAN A FRIEND - DOGS WITH A PURPOSE N.Y.: WALKER & CO. 1984  
 WOLF, BERNARD CONNIE'S NEW EYES PHILADELPHIA/NEW YORK: LIPPINCOTT 1976

## Activity #6

### Assistance Dogs

The relationship between people and dogs goes back hundreds of years. Some time in the ancient past, wolves and wild dogs became tame enough to become important in people's lives both as helpers and friends. The relationship has proved to be a good thing for both people and dogs! Among our dog friends are many types of helpers. There are dogs who are trained to assist law enforcement officers, dogs who are used to help disabled people, and even dogs who are used to search for and rescue people!

### Guide Dogs

Guide dogs serve as the eyes of blind people. The first training school for guide dogs was established in 1916 in Germany. At this school, German shepherds were trained to lead soldiers who had been blinded in WW1.

In 1929, German shepherds were brought to the United States and received guide dog training at The Seeing Eye. This school, located in Morristown, New Jersey, has trained thousands of guide dogs over the years.

Today, there are many such schools throughout the U.S. Each school has developed its own program. Some schools breed their own dogs and train them as pups. Others use dogs that are donated, bought from kennels, or even adopted from shelters like ours!


### Breeds

Even though many different breeds of dogs are used as guide dogs, all of the dogs are chosen because of certain qualities they possess that are necessary for guide dog work: intelligence, friendliness, strength and endurance, and especially an ability to learn and respond to many different commands. Obviously, there are many dogs that don't pass "qualities test", making these dogs that are chosen very special.

Some of the different breeds that are used include: German shepherds, golden retrievers, Labrador retrievers, collies, Weimaraner, Doberman pinschers, Alaskan malamutes, boxers, and many more, including mixed breeds (or mutts).

### Costs

It costs thousands of dollars to train a guide dog and it involves the help of many people. Because money comes from people, businesses, foundations, and other groups, blind people can often obtain their guide dogs for a small cost, or even no cost at all.



## Fostering

Training of guide dogs involves a variety of people. Although it takes highly skilled dog trainers to teach these dogs, there are many people involved in the whole process.

In many guide dog programs, a pup's first home is with a volunteer foster family. He will live with the family until he's between a year and a year and a half. During this time, the pup becomes one of the family and is taught to be a "good dog". In this basic obedience training, pups are housebroken, taught not to beg, and learn commands such as sit, lie down, and stay. This is similar to your parents teaching you "basic manners" when you were younger, such as using the phrases "please" and "thank you" at appropriate times.

It's good for the pup to live with a family because he learns to participate in and be comfortable with all types of family activities, like jogging, swimming, car rides, and walks. This will help the pup adapt to his blind partner's lifestyle later on.

## Training

When the pup is old enough, the foster family must give him up so that he can go to school to receive his formal training. Although the first few days at school are probably a little bit confusing to the dog, he soon learns to accept his trainer as his new best friend. They will spend much time together at school, and sometimes in the trainer's home. The dog enjoys playing "training games" because it's always made fun for him. A guide dog has to like its work to be good at it!

A dog gets used to wearing a harness during training. A hard U-shaped handle is attached to the harness that the blind person will hold onto. The dog is then taught to pull forward while walking on the left side and slightly ahead of the trainer.

By practicing over and over, a dog will learn, in just a couple of days, to stop at each curb and wait for a command to go forward or turn! Learning to lead a blind person safely around obstacles takes much practice!

Most dogs are fully trained within 6 months and look forward to their important job. At this time, they are introduced to their working partner. Most of these dogs become lifelong companions for their partners because great care is taken to make sure the dog and person are well matched. After all, a person must be able to trust his guide dog with his life!

## Hearing Dogs

Assistance dogs enable people with disabilities of all kinds to lead full lives. Other types of assistance dogs include hearing dogs who also accompany their owners when they go out. Dogs make great companions for many deaf people and people with hearing impairments because their sense of hearing is much greater than ours. While most people can hear about 30,000 sound waves each second; a dog hears between 75,000 and 100,000 (about 3 times as many as we hear!)

The first hearing-dog program was organized by the American Humane Association in 1976. Today there are many training centers across the country. Funding for these dogs as

## Activity #7

### Scenario #1 CAT RUNS AND HIDES

WRONG!

Cat mask: Cat is walking around the house.

Child #1: Sees cat and chases after it.

Cat mask: Hisses, runs into corner and hides.

Child #1: Continues to approach cat.

Cat mask: Pretends to scratch child

*Ask children was this the right or wrong thing to do? Have sign holder hold up "WRONG" sign. Ask the children how they think the cat felt? Explain many animals bite when they are scared, the best thing we can do is to respect how they feel and sometimes leave them alone.*

RIGHT!

Cat mask: Cat is walking around the house

Child #2: Child approaches cat slowly, put out their hand.

Cat Mask: Cat sniffs hand and rubs on child. Then the cat walks away.

Child #2: Child says "looks like she's had enough and walks away."

*Ask children if this was the right or wrong thing to do? Have sign holder hold up "RIGHT" sign. Discuss with the children the difference in how the cat behaved and why.*

Scenario #2  
A DOG IS EATING HIS FOOD

WRONG!

Dog Mask: Dog is eating his food.

Child #1: Walks up to bowl and attempts to take food

Dog Mask: Growls angrily at child.

*Ask children if this was the right or wrong thing to do. Have sign holder put up "WRONG" sign. Explain to children that dogs like to "protect" (keep safe) their food. Ask them what others things dogs like to protect. Sometimes they don't like to share, just like you.*

RIGHT!

Dog Mask: Dog is eating his food

Child #2: Sees the dog and walks away.

Dog mask: Looks and continues to eat.

*Ask children to compare how the dog acted in each of the scenarios. Was he happier when he was left alone? Have sign holder put up "RIGHT" sign. Remind the children never to disturb a dog while he is eating or chewing on a bone!*

Scenario #3  
A CAT IS SLEEPING

WRONG!

Cat Mask: Cat is sleeping soundly curled up in a ball on the floor.

Child #1: Walks up to the cat and shakes it.

Cat mask: Cat hisses and hunches up her back. Lets out a RRR

*Ask children if this was the right or wrong thing to do. Have sign holder hold up "WRONG" sign. Explain to children that just like us, animals fall into deep sleeps and dream. When we suddenly startle them, they may wake up suddenly and not realize who you are and bite you.*

RIGHT!

Cat Mask: Huddled up on the floor sleeping







Child #2: Says "I want to play with Fluffy" walks closer and sees she's sleeping. Says "Oops, looks like she's sleeping, I'll come back later."

*Ask the children to compare how the cat felt in each of the two situations. Point out that the second person was respecting the feelings of her cat, which is very important! Remind them that cats and dogs have feeling too!*

# My Doggy Bag

Activity #8

Color and cut out items for your own pet care bag. Draw any other items that you think your pet might need to be happy and healthy.



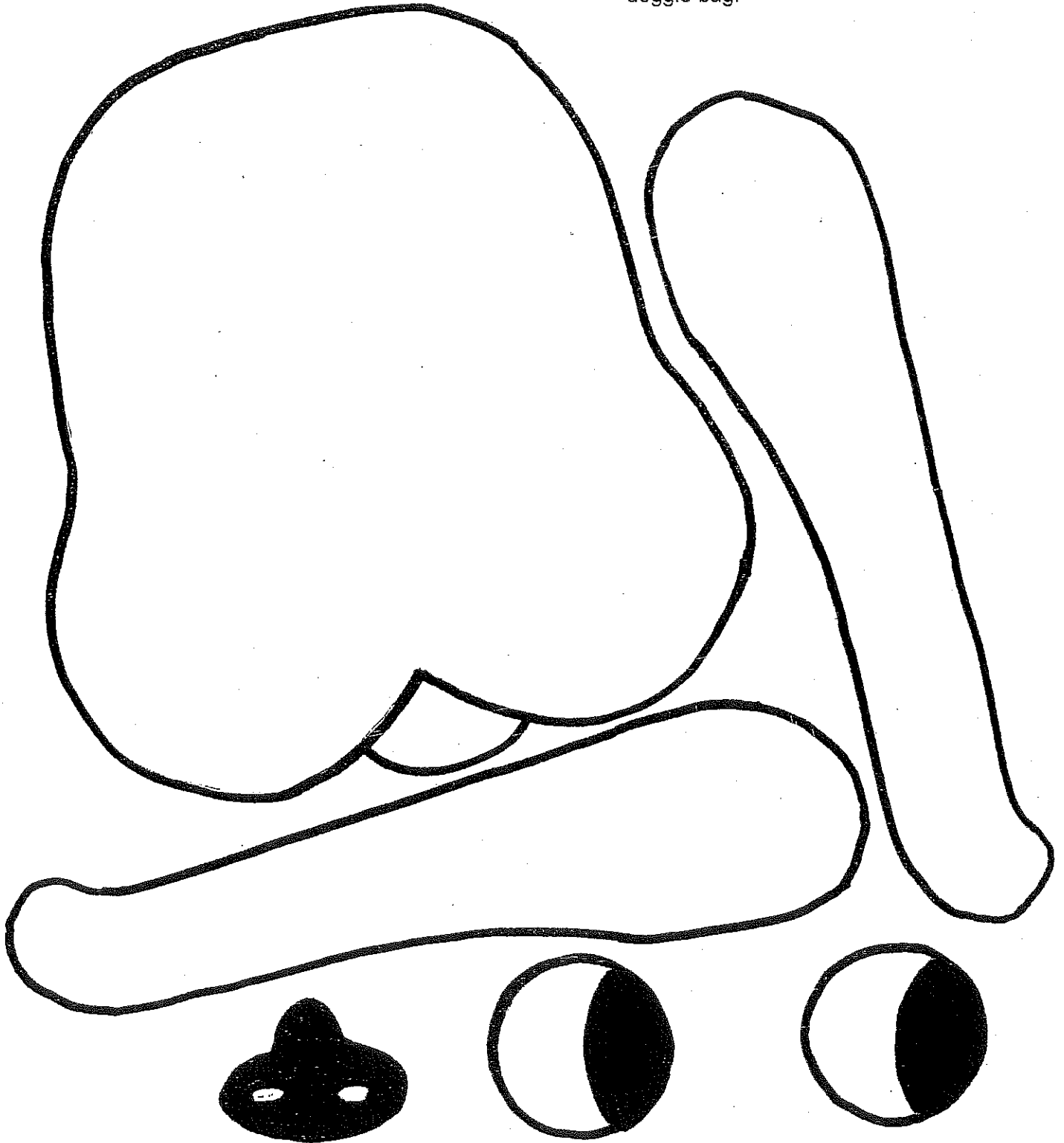
## Pattern for MY DOGGIE BAG - Activity #8

Materials needed:

- ♦ Brown paper bag (lunch size)
- ♦ Construction paper
- ♦ Glue
- ♦ Scissors
- ♦ Markers or crayons

Instructions:

1. Cut parts out of the pattern below.
2. Trace pattern pieces onto construction paper and cut them out.
3. Glue pieces onto the bag.
4. Use markers or crayons (and any other craft items you wish) to personalize your doggie bag.



# THE THREE LS





## What's The Best Way To Love Wild Animals?

Activity #9

# LOOK AT THEM.

TRY USING A MAGNIFYING  
GLASS, BINOCULARS, OR A  
CAMERA.




# LEARN

## ABOUT THEM.

READ BOOKS, ASK PEOPLE,  
WRITE DOWN YOUR OWN  
OBSERVATIONS.

# LEAVE THEM ALONE.

EACH ONE IS NEEDED  
IN ITS OWN ENVIRONMENT.



## Animals have a job to do!



**Humane Society  
of Broward County**  
**Wish List**



The Humane Society of Broward County is a non-profit organization that relies 100% on donations to care for the thousands of animals we receive each year.

**Bath Towels & Wash Cloths** - to dry the dogs after their bath and clean the cat cages. Also, white towels for the dogs to sleep on in their kennels.

**Office Supplies** - pens, standard staples, scissors, copy paper and markers.


**Toys**- BIG rubber chew toys for dogs, ping pong balls for cats. Also, empty shoe boxes – kitties love to sleep in them!

**Household Cleaning Supplies** - paper towels, liquid dishwasher soap, laundry soap & powder bleach.

**Clinical Supplies** - rubbing alcohol, KMR - kitten milk replacer, Esbilac - puppy milk replacer.

**Food & Treats** – Nestle Purina generously donates Purina ONE food for all our dogs and cats. Therefore, **we do NOT need dry pet food.** We do however need canned puppy and kitten food, and soft treats for training.

*We proudly feed and recommend  
Nestle Purina Pet Food &  
Tidy Cat Products*



**Humane Society of Broward County**  
2070 Griffin Road  
Fort Lauderdale, FL 33312  
954.989.3977 ♦ [www.humanebroward.com](http://www.humanebroward.com)

🐾 Thank you for your support! 🐾



**Humane Society  
of Broward County**  
**Wish List**



The Humane Society of Broward County is a non-profit organization that relies 100% on donations to care for the thousands of animals we receive each year.

**Bath Towels & Wash Cloths** - to dry the dogs after their bath and clean the cat cages. Also, white towels for the dogs to sleep on in their kennels.

**Office Supplies** - pens, standard staples, scissors, copy paper and markers.


**Toys**- BIG rubber chew toys for dogs, ping pong balls for cats. Also, empty shoe boxes – kitties love to sleep in them!

**Household Cleaning Supplies** - paper towels, liquid dishwasher soap, laundry soap & powder bleach.

**Clinical Supplies** - rubbing alcohol, KMR - kitten milk replacer, Esbilac - puppy milk replacer.

**Food & Treats** – Nestle Purina generously donates Purina ONE food for all our dogs and cats. Therefore, **we do NOT need dry pet food.** We do however need canned puppy and kitten food, and soft treats for training.

*We proudly feed and recommend  
Nestle Purina Pet Food &  
Tidy Cat Products*



**Humane Society of Broward County**  
2070 Griffin Road  
Fort Lauderdale, FL 33312  
954.989.3977 ♦ [www.humanebroward.com](http://www.humanebroward.com)

🐾 Thank you for your support! 🐾

# Humane Society of Broward County Patch Program Evaluation Form



Troop Number: \_\_\_\_\_

Your Name: \_\_\_\_\_

Girl Scout Level:            Daisy   Brownie   Junior   Cadette   Senior

I / We earned this patch:        as an individual                as a troop

1. What was your favorite activity and why?

---

---

2. Which activities did you / your troop complete?

---

---

3. Name at least one thing you learned from the Patch Program that you didn't know before:

---

---

4. What was your least favorite activity and why?


---

---

**Please hand this completed form to the Humane Society of Broward County's Education Department. Patches will be provided upon completion of activities.**

Order Your NO BONES ABOUT IT Patches Today!\*

*Please include your evaluation form with your order*



Troop Level and Number: \_\_\_\_\_

Troop Leader's Name: \_\_\_\_\_ Phone: \_\_\_\_\_

Number of Girls in Troop: \_\_\_\_\_  
(Include \$2.00 per girl)

Mail patches to:

Name: \_\_\_\_\_

Address: \_\_\_\_\_ City, State & Zip: \_\_\_\_\_

Please make your check payable to:

Humane Society of Broward County  
c/o Education Department  
2070 Griffin Road  
Fort Lauderdale, FL 33312

\* You may also purchase your patches during your TOUR of the shelter.